HSF Pb RoHS

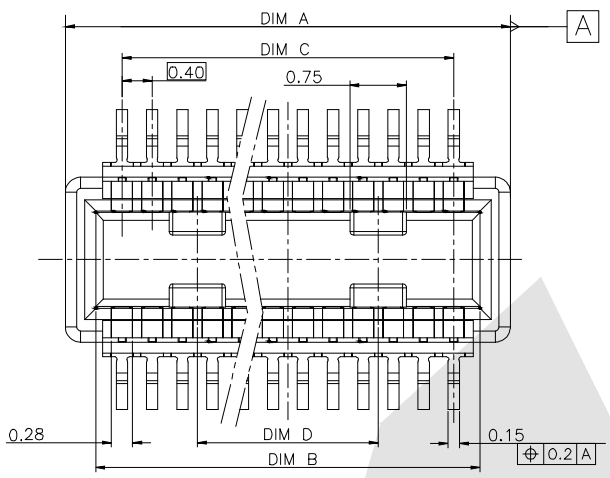

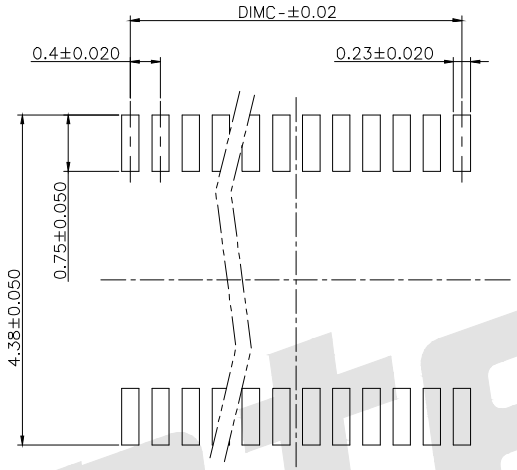

RECOMMENDED PCB LAYOUT

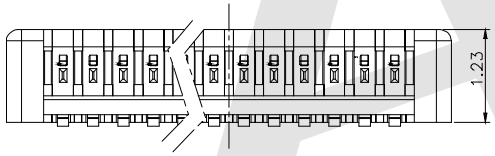

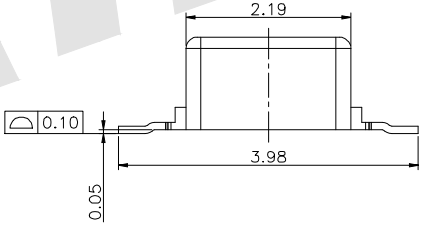

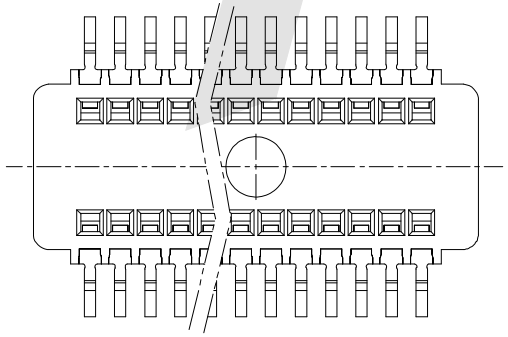

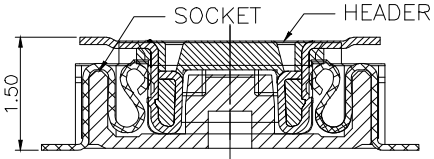

SOCKET AND HEADER ARE MATED

SPECIFICATIONS:
Current Rating:0.3A
Voltage Rating:60V DC
Withstanding Voltage:100V AC
Contact Resistance:80milliohm Max
Insulation Resistance:1000 Megohm Min
Operation Temperature:-55° C to +85° C

Insulator:Thermoplastic (UL94V-0) Black
Contact Material:Copper Alloy,Gold Plated,Nickel Over All

Ordering Code:

BB0.4 - M - 1.5 - X - X - X - 03
① ② ③ ④ ⑤ ⑥ ⑦

① Series NO:
0.4mm Board to Board connecter

② M:Male F:Female

③ mating Height:
H:1.5=1.5mm

④ NO. of contacts:
see table
For example
24:24poles

⑤ Contact Plating
G0: Gold flash
G1: 3u" Gold
G2: 5u" Gold
G3: 10u" Gold
G4: 15u" Gold
G5: 30u" Gold
SN:Tin

⑥ Packing
T:Tube A:Tray
B:Bag U:Tube+CAP
R:tape&Reel
W:tape&Reel+CAP

⑦ serial number: 03

PIN	10	24	30	34	40	50	60	70	80
A	3.10	5.90	7.10	7.90	9.10	11.10	13.10	15.10	17.10
B	2.30	5.10	6.30	7.10	8.30	10.30	12.30	14.30	16.30
C	1.60	4.40	5.60	6.40	7.60	9.60	11.60	13.60	15.60
D		2.40	3.60	4.40	5.60	7.60	9.60	11.60	13.60

ITEM	Part Name	Q'TY	MATERIAL	FINISH	REMARK
2	Housing	1	LCP	Glass:30%	Black
1	Terminal	N	C5210R	Ni 50~90u"UNDERPLATING, GOLD FLASH OVER ALL	

Unless Otherwise specified tolerance
X. ±0.35 X.XX:±0.20
X.X:±0.25 X.XXX:±0.15

SCALE: As Shown
UNIT: mm
DRAW Mo Guo Xuan DATE 12/11/2018
CHECK BobYang DATE 12/11/2018

3rd ANGLE PROJECTION

ANTENK ELECTRONICS CO,.LTD
Http://www.antenk.com
E-mail:sales@antenk.com

TITLE: 0.4mm Board to Board Connector
Male Mating Height=1.5mm

DRAWING NO: BB0.4M-1.5XXX03
PRODUCT NO: BB0.4M-1.5XXX03

REV	DESCRIPTION	DATE
	⚠ Update Drawing	04/22/2021

Antenk